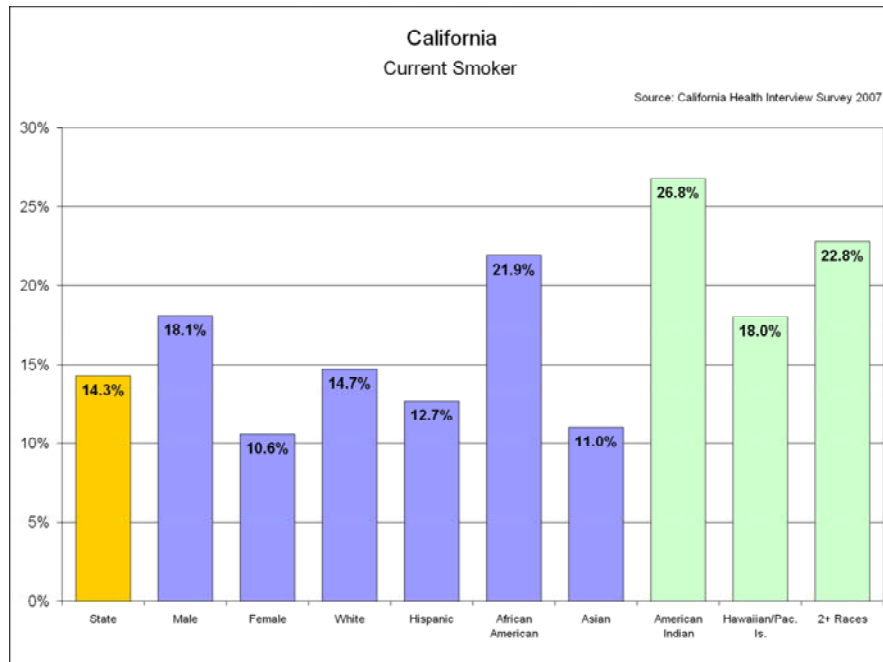
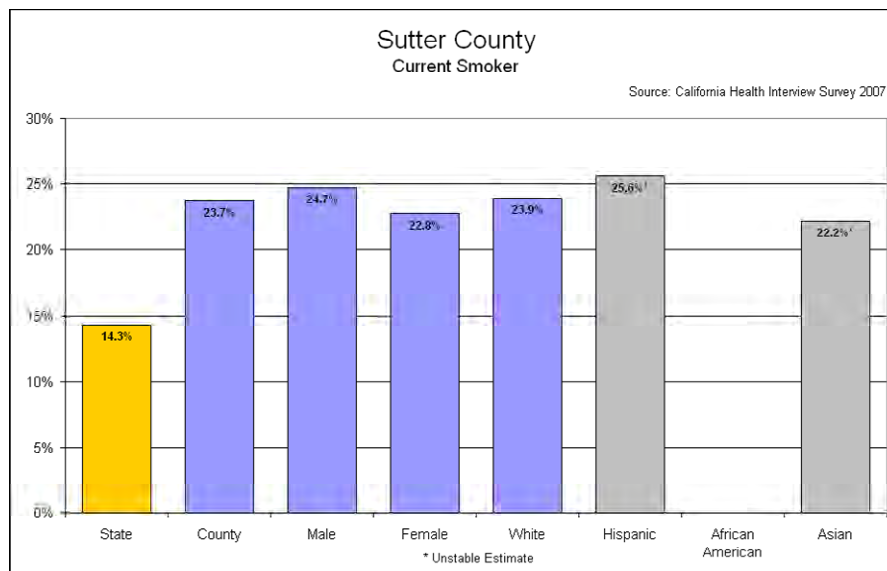


## Sutter County Chronic Disease Prevention Summit 2009

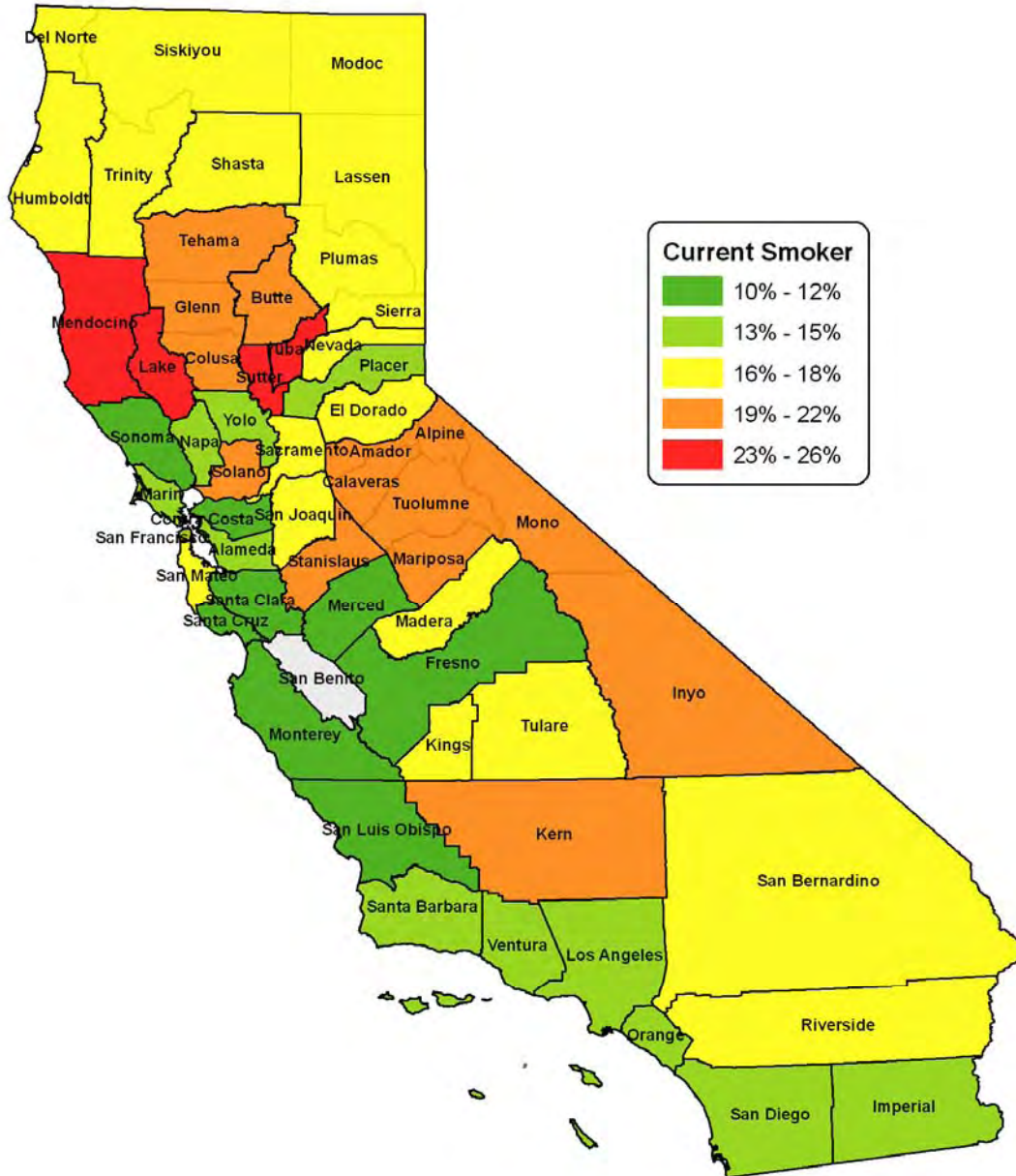


*In 2006, 14.3% of Californians responded "yes" to being a current smoker. The highest percent of smokers are American Indians (26.8%). More men than women smoke (18.1% versus 10.6%)*



**Current Smokers.** Making environmental changes such as ensuring smoke-free worksites, providing access to physical activity venues, and increasing the proportion of healthier ready-to-eat foods can help support employee efforts to reduce high blood pressure.

# Sutter County Chronic Disease Prevention Summit 2009



Source: California Health Interview Survey 2007



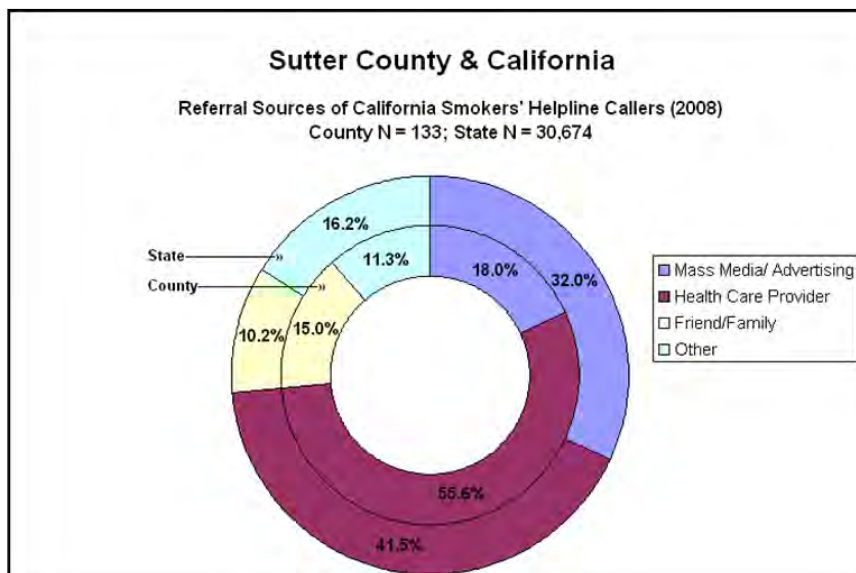
**California Smoking map.** Counties with the highest rates of smoking include Mendocino, Lake, Sutter, and Yuba

## Sutter County Chronic Disease Prevention Summit 2009

---

### Callers to the California Smokers' Helpline - 2008 Sutter County vs. California

	Sutter County		California	
	n	%	n	%
<b>Gender</b>				
Male	48	36%	13,974	46%
Female	85	64%	16,607	54%
Blank/Refused	-	0%	93	0%
<b>Total</b>	<b>133</b>	<b>100%</b>	<b>30,674</b>	<b>100%</b>
<b>Age</b>				
<18	3	2%	422	1%
18-24	16	12%	3,046	10%
25-44	53	40%	11,920	39%
45-64	53	40%	13,355	44%
65+	8	6%	1,713	6%
Blank/Refused	-	0%	218	1%
<b>Race/Ethnicity</b>				
White	98	74%	16,097	52%
Hispanic	9	7%	5,251	17%
African American	5	4%	4,229	14%
Am. Indian/AK Native	12	9%	1,017	3%
Asian/Pac. Is	5	4%	2,741	9%
Blank/Refused	4	3%	1,339	4%



**California Smoker's Helpline.** The California Smoker's Helpline has been in operation since 1992. Each month, thousands of Californians call and receive help. Helpline services are free.