



SUTTER COUNTY

DEVELOPMENT SERVICES DEPARTMENT

Building Inspection
Code Enforcement

Engineering/Water Resources
Environmental Health

Planning
Road Maintenance

Residential Swimming Pool Safety Barrier Requirements

“The Swimming Pool Safety Act”, Section 115920 of the California Health and Safety Code, dealing with child safety around swimming pools has been amended **effective January 1, 2007**. The law applies to any structure intended for swimming or recreational bathing that contains water over **18”** deep. In addition to the Health and Safety Code, Sutter County has previously adopted an ordinance with more restrictive requirements. Fencing around property utilizing the house as part of a fence to prevent access to pool; must meet the following requirements:

Fencing:

- ✦ Minimum of **60”** (inches) in height above the ground. (Sutter County Ordinance 1350-20)
- ✦ Opening between the ground and bottom of the fence is not more than **2”** (inches).
- ✦ Openings in the fence shall not allow passage of a sphere equal to or greater than **4”** (inches).
- ✦ An outside surface free of protrusions, cavities or other physical characteristics that would serve as handholds or footholds that could enable a child below the age of five years to climb over. Horizontal members shall be spaced at least **48”** (inches) apart. Chain link may be used provided that the openings are not greater than **2 1/4”** (inches), unless the fence slats fastened at the top or bottom which reduce the openings to not more than **1 3/4”**.

Gate/Doors:

- ✦ Minimum of **60”** (inches) in height above the ground. (Sutter County Ordinance 1350-20)
- ✦ Access gates shall open away from the swimming pool.
- ✦ Shall be a self-closing, self-latching with latching device to be a minimum of **60”** (inches) above the ground.
- ✦ All man doors giving direct access to swimming pool area: Shall be equipped with self-closing, self-latching device placed no lower than **54”** (inches) above the floor.
- ✦ Doors with direct access to the pool shall be equipped with an audible alarm. The deactivation device shall be located at least **54”** (inches) above the threshold of the door.

Sliding doors: giving direct access to swimming pool area:

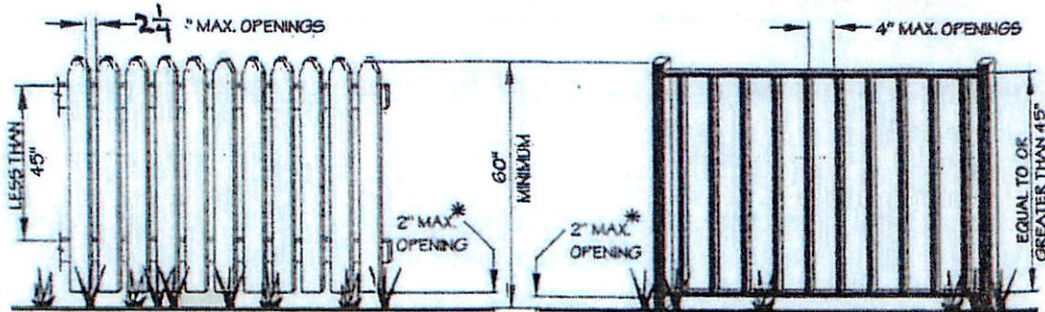
- ✦ Shall be equipped with audible alarm that a sound of sufficient volume to be heard throughout the dwelling. The alarm device shall be approved by the Chief Building Official/Building Inspector and located at **54”** (inches) or more above the threshold of the door

Safety pool cover: complying with American Society For Testing and Materials (ASTM - F1346) or approved by Chief Building Official/Building Inspector may be used in lieu of alarm devices that are required for doors and sliding doors.

- ❖ **No water shall be placed in the pool until the barriers have been approved by the Sutter County Building Department.**

VARIOUS POOL FENCE TYPES

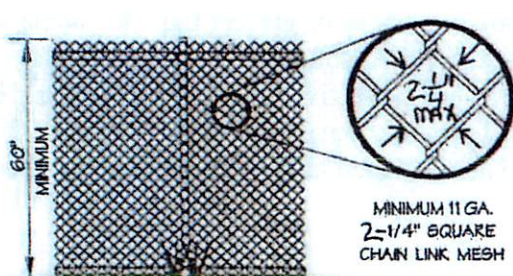
(NOT ALL POSSIBLE POOL FENCE DESIGNS ARE SHOWN, PLEASE CHECK WITH YOUR INSPECTOR FOR MORE INFORMATION)



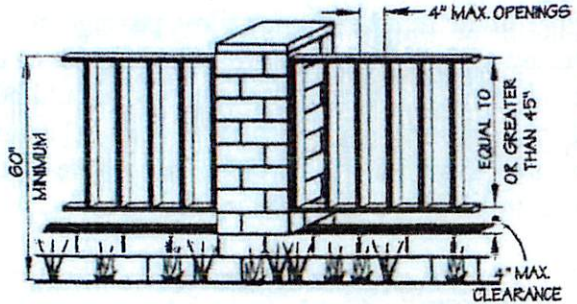
IF HORIZONTAL MEMBERS ARE LESS THAN 45° APART, VERTICAL SPACING SHALL NOT EXCEED 2 1/4" AND HORIZONTAL MEMBERS SHALL BE ON POOL SIDE.

IF HORIZONTAL MEMBERS ARE EQUAL TO OR MORE THAN 45° APART, VERTICAL SPACING SHALL NOT EXCEED 4".

* NOTE: Spacing from grade level to bottom of fence, may be 4 inches if grade below fence has a solid impenetrable surface such as concrete.



NOTE: If chain link dimensions are larger than shown above, then slats may be woven into the chain link mesh and fastened at the top and bottom.



GATE LATCHING REQUIREMENTS

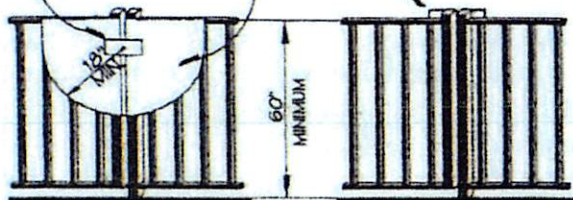
ALL GATES MUST SWING AWAY FROM POOL, BE SELF-CLOSING & SELF-LATCHING

Protective shield or fencing with no openings greater than 1/2".

Release mechanism shall be located on "pool" side.

Release mechanism may be located on either side IF at 60" + above grade.

Release Mechanism shall be located at least 60 inches above grade.




CONDITION 1:

RELEASE MECHANISM LOCATED LESS THAN 60" ABOVE GRADE

CONDITION 2:

RELEASE MECHANISM LOCATED 60" OR MORE ABOVE GRADE



TYPICAL SELF-LATCHING GATE and SPRING CLOSER